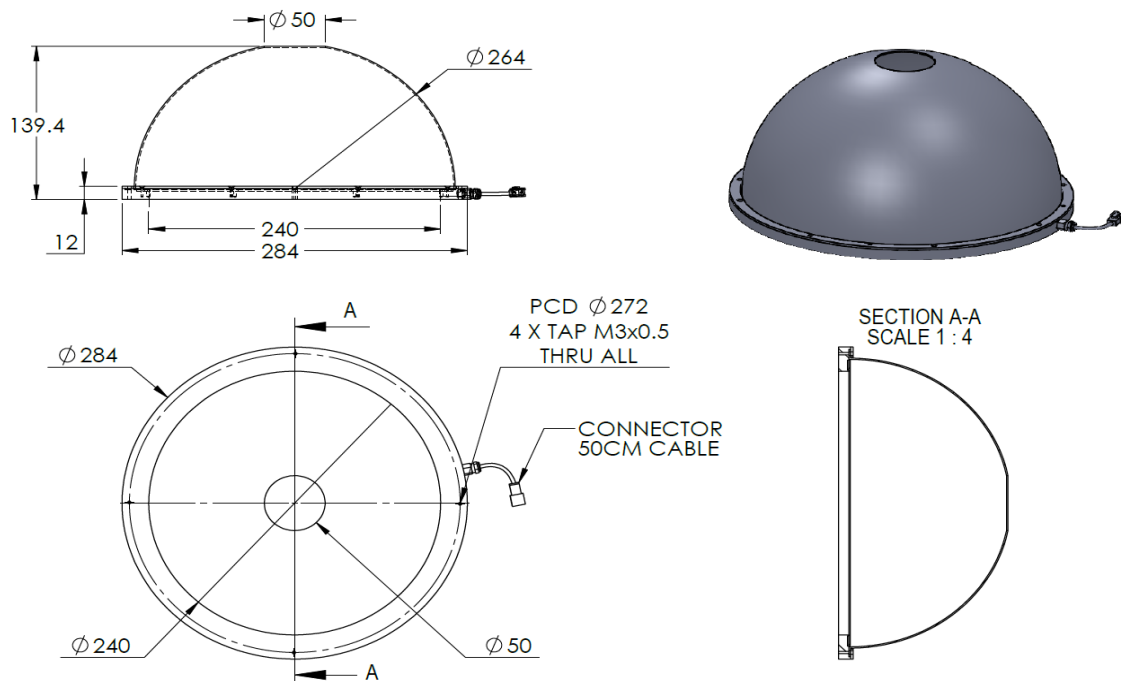


# ILLUMINATOR DATA

## LT5WRG250-00-1-W-24V

### Lighting Dimension



### Mechanical Information

Casing Material	Aluminium
Storage Temperature Range	0 - 45°C
Storage Humidity Range	20 - 85%
Weight	780 g
Length / Outer Diameter	284 mm
Width / Inner Diameter	50 mm
Thickness / Height	139.4 mm

# ILLUMINATOR DATA

## LT5WRG250-00-1-W-24V

Lighting Information										
Part Number	LT5WRG250-00-1-W-24V									
LED Color	WHITE									
Wavelength	REFER TO CHROMACITY TABLE									
Working Distance	50 mm			80 mm			100 mm			
Intensity (±15%)	38300 lx			30800 lx			25700 lx			
Illumination (number of row)	1									
Illumination Active Area	Active Length / Outer Dia.						240 mm			
	Active Width / Inner Dia.						50 mm			
Emission angle	0									
Eye Safety Class ( IEC62471 )	EXEMPT									
Chromaticity Table For White colour only	X	0.296	0.287	0.307	0.311	X	0.311	0.307	0.33	0.33
	Y	0.276	0.295	0.315	0.294	Y	0.294	0.315	0.339	0.318

Electrical Information	
Rated Constant Voltage	24V±2%
Rated Constant Current	1600 mA
Power Consumption	38.4 W
Casing temperature, After 60 minutes operation	57 °C


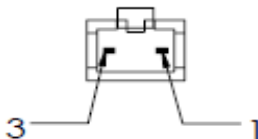
Strobe Mode Specification	
*Normal Strobe Voltage	24 V
*Normal Strobe Current	1600 mA
Overdrive Voltage Range	Min: 36V      Max: 48V
Overdrive Current Range	Min: 4.68 A      Max: 7.8 A
Recommended Overdrive Voltage	36V
**Max. Trigger Pulse Duration	10 msec
**Max. Duty Cycle	10%

\*Normal strobe means the lighting is operated using the rated power. Overdrive means the power supplied to the lighting exceeded the rated power.

\*\*Overdrive condition must not exceed the max. trigger pulse duration and max. duty cycle.

# ILLUMINATOR DATA

## LT5WRG250-00-1-W-24V

Connection Information			
Connector Type (Default)	JST SMR-03V		
Cable Length	50 cm		
Pin Configuration  	Pin	Signal	Cable Colour
	1	LED +	Red
	2	N.C	-
	3	LED -	White
			

Additional Information	
Additional Cooling Method	Attached to machine part for better heat dissipation
Intensity Controller Selection	SD, ST, ANG, LC, SDA, SDP series
CE Conformity	YES
RoHS Compliance	YES

Application	
Illumination Type	Indirect Dome Illumination
Application Use	Cracks, Chips, Stains & Marks on Circular or Cylindrical Objects Inspection, Solder and Substrate Inspection.

# ILLUMINATOR DATA

## LT5WRG250-00-1-W-24V

Lighting Pattern				
Working Distance	For further details please contact us.			
Display and Image				
Data Results	Horizontal	Meas.(mm)	Vertical	Meas.(mm)
	90%		90%	
	80%		80%	
	70%		70%	
	60%		60%	
	50%		50%	
	40%		40%	
	30%		30%	
	20%		20%	
	10%		10%	